

Utility Sheds



Store it away and lock it up, with Totalspan's utility sheds. Tall enough to stand in, these great storage sheds come in a range of sizes for the garden, work site, or farm. Our larger sizes are also ideal as a small garage for ride-ons, bikes and ATVs and storage of animal feed.

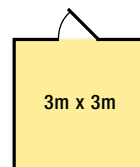
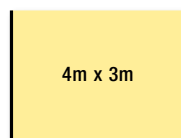
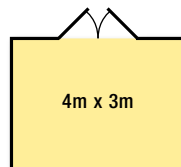
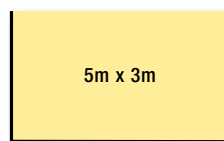
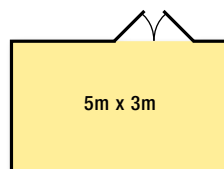
Popular colour options



Available in ZINCALUME® or your choice of COLORSTEEL® colours.

* For exact colour samples and a full range of additional colours, see your local Totalspan representative.

Specifications



Utility Shed Options
Size: 15m², 12m² and 9m²

- Additional Options**
- Skylight roofing panel
 - Whirly bird roof vent
 - Shelving
 - Work Bench
 - Cabling
 - Lighting
 - Windows

These are sample designs - many more are available. Building dimensions are nominal sizes only. For exact dimensions see your local Totalspan representative.