

Portal Buildings (7.5 metre span)



The 7.5-metre range of Totalspan buildings let you incorporate everything you need for the farm, work or lifestyle block, in a single multi-purpose building.

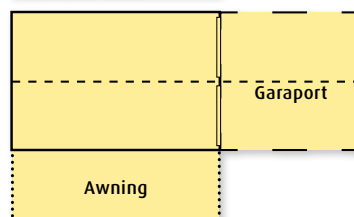
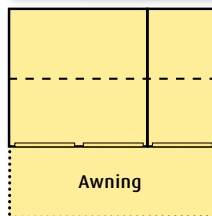
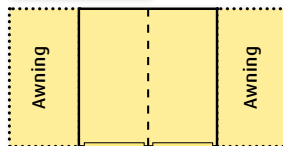
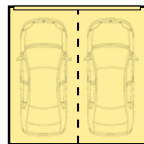
Popular colour options



Available in ZINCALUME® or your choice of COLORSTEEL® colours.

\* For exact colour samples and a full range of additional colours, see your local Totalspan representative.

Specifications



7.5m Span Options

Height: 2.4m, 2.7m, 3.0m, 3.6m, 4.2 or 4.8m (4m span up to 3.6m high)

Bay Size: 3.0m, 3.5m or 4m

Additional Options

- Awning
- Garaport
- Skylight roofing panel
- Partition wall
- Lintel beam
- Whirly bird roof vent
- Shelving
- Work Bench
- Cabling
- Lighting
- Doors
- Personal access doors
- Windows
- Fire rated walls
- Auto door opener

These are sample designs – many more are available. Building dimensions are nominal sizes only. For exact dimensions see your local Totalspan representative.

**25**  
YEAR  
STRUCTURAL GUARANTEE  
ON ALL TOTALSPAN PRODUCTS